

# SuitCase® 12RC

**Wire Feeder with Remote Control** 

## Quick Specs

### Industrial Applications

Shipbuilding  
Construction  
Heavy Manufacturing  
Rental

### Processes

MIG (GMAW)  
Flux-Cored (FCAW)  
Pulsed MIG (GMAW-P)

**Input Power** 24 VAC, 10 A

**Weight** 31 lb. (14.1 kg)

### Portable wire feeding with standard remote voltage control.

Requires remote control cable — sold separately.

**Ergonomically sound, lightweight, modular design** is well balanced, and allows improved mobility and ease of carrying to remote welding sites.

**Totally enclosed, impact-resistant, flame-retardant case** provides strength and durability, and protects components and welding wire from moisture, dust and other contaminants.

**Drive roll accessibility** makes it easy to install wire, adjust tension and change drive rolls.



**Improved!**



**Built to last in harsh industrial environments**

Plastic case design and double-filtered gas valve ensure SuitCase withstands the harshest industrial environments.



Wire feeder is warranted for 3 years, parts and labor.




**Miller Electric Mfg. Co.**  
An ITW Company  
1635 West Spencer Street  
P.O. Box 1079  
Appleton, WI 54912-1079 USA

**Equipment Sales US and Canada**  
Phone: 866-931-9730  
FAX: 800-637-2315  
International Phone: 920-735-4554  
International FAX: 920-735-4125

**MillerWelds.com**  
  



## SuitCase® 12RC Features



**Ultra-low drag inlet guide pins** make loading the wire easy and does not deform the wire on the way into the drive rolls. Simply thread the wire through the pins and into drive rolls. There are two ways to advance the wire through the drive roll and into the gun. Either open the pressure arm and thread the wire into the grooves in the drive roll and on into the gun inlet **or** place the wire between the pins and use the jog switch to advance the wire through the drive roll.




**Scaled wire pressure knob** provides easy adjustment and consistent pressure on the drive rolls and wire. **Wire drive and motor assembly** is specifically designed for mobile welding applications to provide smooth and consistent wire delivery. Improved motor torque and drive roll system are designed to feed small-diameter solid wire (.023 inch) to large-diameter cored wire (5/64 inch).



**Trigger hold** is located on front panel. Jog and purge are located on inner control panel.

**Digital meters with SunVision™ technology** can display voltage or wire speed, and also amperage if desired. Meters can be seen clearly even in direct sunlight.

**Polypropylene case with built-in side rails** and the ability to open the door to change wire with feeder in vertical position.



**Gun locking tab** works with guns having corresponding locking grooves to prevent gun from being pulled out if the feeder is dragged by the gun.



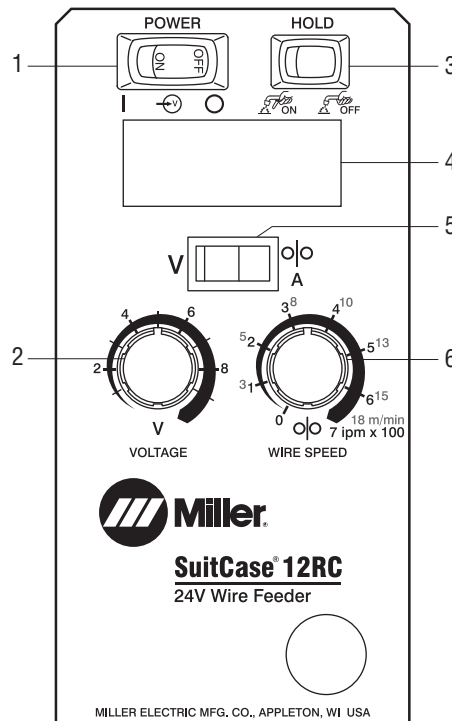
**Gas inlet** recessed into back of case is protected from incidental contact by the weld cable, ensuring consistent and contaminant-free shielding gas delivery to the gun. **Double-filtered gas valve** helps keep dirt from clogging and affecting gas flow.

# Specifications (Subject to change without notice.)

**CV DC** (Use with CV, DC Power Sources.)

Input Power	Welding Power Source Type	Input Welding Circuit Rating	Wire Speed	Electrode Wire Diameter Capacity	Max. Spool Size Capacity	Dimensions	Net Weight
24 VAC, 10 A, 50/60 Hz	Constant Voltage (CV)	425 A at 60% Duty Cycle	50–700 IPM (1.3–17.8 m/min.)	<b>Solid Wire:</b> .023–.052 in. (0.6–1.4 mm) <b>Flux Cored:</b> .030–5/64 in. (0.8–2.0 mm)	12 in. (305 mm), 45 lb. (20 kg)	H: 15.5 in. (394 mm) W: 9 in. (229 mm) D: 21 in. (533 mm)	31 lb. (14.1 kg)

## Control Panel







1. Power Control Switch
2. Voltage Control
3. Trigger Hold Switch
4. Meter
5. Voltage/Wire Feed Speed Switch
6. Wire Speed Control

*Note: Jog and purge switches are located on inner control panel.*

## Drive Rolls (Two Required. Order from Miller Service Parts.)

Select drive rolls from chart below according to type and wire size being used. Wire inlet guide comes installed on this wire feeder.

Wire Size	"V" groove for hard wire 	"U" groove for soft wire or soft-shelled cored wires 	"V" knurled for hard-shelled cored wires 	"U" cogged for extremely soft wire or soft-shelled cored wires (i.e., hard facing types) 
.023/.025 in. (0.6 mm)	#087 130	—	—	—
.030 in. (0.8 mm)	#053 695	—	—	—
.035 in. (0.9 mm)	#053 700	#072 000	#132 958	—
.040 in. (1.0 mm)	#053 696	—	—	—
.045 in. (1.1/1.2 mm)	#053 697	#053 701	#132 957	#083 489
.052 in. (1.3/1.4 mm)	#053 698	#053 702	#132 956	#083 490
1/16 in. (1.6 mm)	#053 699	#053 706	#132 955	#053 708
.068/.072 in. (1.8 mm)	—	—	#132 959	—
5/64 in. (2.0 mm)	—	#053 704	#132 960	#053 710

## Ordering Information

Equipment and Options	Stock No.	Description	Qty.	Price
SuitCase® 12RC	#951 580	With Meters and Bernard™ Q300 Gun		
	#951 599	With Meters, Trigger Hold, Lift Eye, Flowmeter and Bernard™ Q300 Gun. Preflow, Postflow and Burnback values are set with DIP switches		
Flowmeter Kit	#300 343			
Inline Filter	#195 189			
Spool Adapter	#047 141	For 14-lb. spools		
International Gun Adapter	#164 902	Adapter is required to connect SuitCase® to a Euro-style gun		
<b>Accessories</b>				
Remote Extension Cords (One required.)	#242 208 025	25 ft. (7.6 m)		
	#242 208 050	50 ft. (15.2 m)		
	#242 208 080	80 ft. (24.3 m)		
Lift Eye	#300 583	Used for suspending feeder over work area		
<b>Guns</b>				
Bernard™ Dura-Flux™ (FCAW)		See Welding Components and Parts Guide		
Bernard™ Q300 (GMAW)		See Welding Components and Parts Guide		
Ironmate™ 1260 (FCAW)		See Lit. Index No. AY/16.0		
Roughneck® C-Series (GMAW)		See Lit. Index No. AY/17.0		
<b>Power Sources</b>				
XMT® Series		See Lit. Index No. DC/18.8 and DC/18.83		
Dimension™ Series		See Lit. Index No. DC/19.2		
Gold Star® Series		See Lit. Index No. DC/8.1		
Big Blue® 400 Pro		See Lit. Index No. ED/5.7		
Big Blue® 500 Pro		See Lit. Index No. ED/11.0		
Big Blue® 800 Air Pak™		See Lit. Index No. ED/13.0		
Bobcat™		See Lit. Index No. ED/4.4		
Trailblazer®		See Lit. Index No. ED/4.75 and ED/4.78		
<b>Consumables</b>				
Drive Rolls				
Wire				

Date:

Total Quoted Price:

Distributed by:

